

Ime in Priimek : _____




























Datum : _____

www.otroci.org

Otrokom in staršem prijazna
stran na internetu

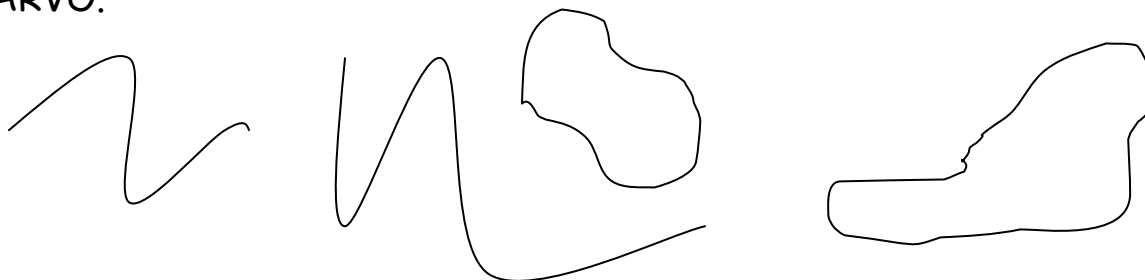
GEOMETRIJA

1. S ŠABLONO NARIŠI TOLIKO LIKOV, KOT JE PRIKAZANO V TABELI.





2. NARIŠI 5 SKLENJENIH IN 4 NESKLENJENE ČRTE.

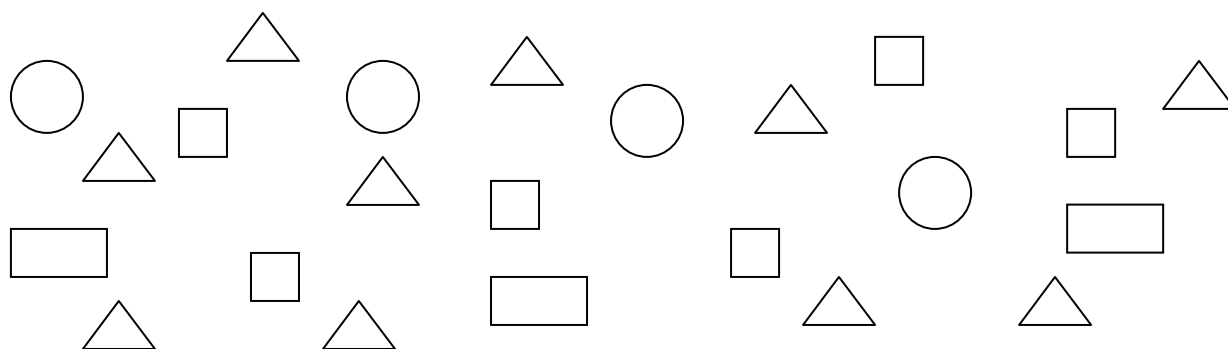
3. SKLENJENE ČRTE POBARVAJ Z RDEČO, NESKLENJENE PA Z MODRO BARVO.




REŠITVE

1. S ŠABLONO NARIŠI TOLIKO LIKOV, KOT JE PRIKAZANO V TABELI.



2. NARIŠI 5 SKLENJENIH IN 4 NESKLENJENE ČRTE.



3. SKLENJENE ČRTE POBARVAJ Z RDEČO, NESKLENJENE PA Z MODRO BARVO.

